

PARKSIDE

ARCHITECTURAL TILES

2020 / 21

2nd
EDITION

Welcome

If you're looking for some tile inspiration then you've come to the right place. We've designed this brochure to give you an overview of the many collections that we can offer for your next project. To help you browse, we've divided the collections by their look. New collections are being added regularly so please visit parksides.co.uk for the latest additions as well as full details on the collections shown in this brochure.

We've shown the collections that we have samples in stock for. There's plenty more if you have a bespoke requirement so please get in touch.

Enjoy browsing and we look forward to hearing from you.



Keep an eye out for these icons. NEW indicates any collection that has been added since our last brochure. The recycled content gives you an indication of the % for that collection. Please visit our website for further details on each collection as % can vary between different colour options within a collection.

CONCRETE EFFECT	16-49	BRICK SHAPE	194-225
MARBLE EFFECT	50-83	METAL EFFECT	226-235
STONE EFFECT	84-119	TERRAZZO EFFECT	236-253
WOOD EFFECT	120-143	NEUTRALS	254-265
TEXTILE EFFECT	144-151	CERAMIC WALL	266-283
PATTERNED	152-193	MUTINA	284-303
		INDEX	304

Highlights

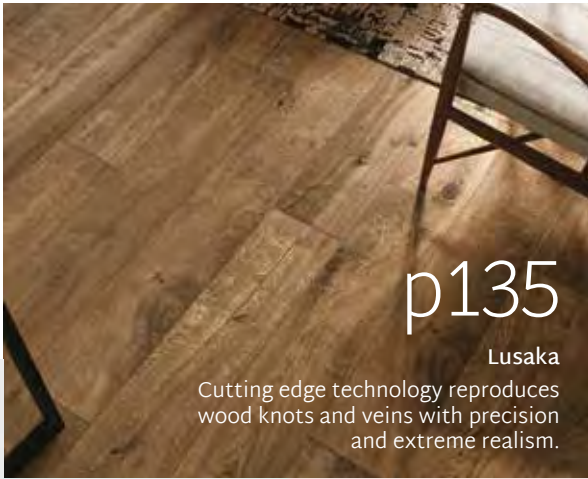
p268

Matrix
23 tile colours, available in matt or gloss finishes, accompanied by matching grouts and trims.



p202

Spectre
A collection that investigates the reactions of light on different glaze applications including a holographic finish.



p135

Lusaka
Cutting edge technology reproduces wood knots and veins with precision and extreme realism.



p158

Barneby Gates
A collaboration with the leading design duo that sees their stunning patterns on extra-large format porcelain tiles.



p200

Sedgwick
Six geometric and three-dimensional surfaces that are brought to life by light and shadow.



p198

Lenton
Ceramic wall tile collection with ultra-glossy, flawed surfaces in 11 shades.



p238

Velluccia
One of our latest terrazzo collections with a choice of 13 colours and slip resistant finishes.

p290

Chymia
A collaboration between Mutina and Laboratorio Avallone, a Milano-based studio led by Gennaro Avallone.

About Parkside

We're a design-led tile specification company serving architects, designers, contractors and developers in the UK.

For decades we've been a trusted tile source to the UK contract market. We specify contemporary porcelain, ceramic and natural stone tiles for every type of project – from restaurants and hotels to civic buildings and high-end homes.

For us, it's all about providing intuitive service; our architectural consultants have the experience and expertise to understand what our clients want and how to achieve it. Our philosophy is that each new brief deserves a thoughtful, bespoke response; every client is unique and every job is different.

Our team of sales managers have over 200 years combined experience in helping to create original and inventive projects.

Our Design Studios all share the common aim of displaying a wide selection of tiles in relaxed, creative environments that help to inspire our clients. Our most recent Design Studio opened in the Cotswolds and we have plans for more so keep an eye on our website for the latest updates.

Leicester

An open plan, industrial style space at our head office where large format tile samples sit alongside smaller samples flanked by variations in colour and texture.



Cotswolds

An impressive 300m² of space with displays ranging from extra-large format porcelain slabs to small format collections shown on display boards. A free-standing island unit in the centre of the space houses a meeting room as well as an informal meeting space on top with impressive views out over the rolling Cotswolds hills.



Clerkenwell

A light-filled space intended to be used as a hub for the design community with a café, tile gallery, design studio and co-working desks. Fitted out with innovative displays that treat tiles as works of art – more akin to archiving in an art gallery – it will constantly evolve as an organic space through events and exhibitions.



Chelsea

Our first Design Studio is a cosy space full of the latest trends and technologies in tiles. Drop by and enjoy one of our popular coffees while you browse the many designs on show.

Services



Waterjet Cutting

Unlock a world of design possibilities with tiles that can be cut into any shape using the technology of high powered waterjet cutting.



Colour Matching

If you have a RAL or Pantone colour that you want to use on a project, let us know and we can have it printed onto porcelain tiles.



Slip Resistant Floor Tile Testing

All of our tiles are tested for slip resistance by our suppliers and then tested again, in house, by a member of our Technical team, giving you peace of mind when selecting your slip resistant tile. We detail if a finish is slip resistant (PTV 36+) in this brochure or you can visit parksides.co.uk for the latest list.



Digital Printing

Any pattern can be digitally transferred onto full bodied porcelain tiles. We start off with a generic base colour and work with our fabrication partners to develop the pattern you require.



Porcelain Worktops

12mm porcelain worktops are available in sheets of 3200x1600mm in a multitude of beautiful stone, wood and marble finishes. Porcelain is the perfect non-staining, heat-resistant, scratch-proof product for any surface. We offer a full service from design ideas to quoting, from drawings through to templating and fixing.



Bespoke & Handmade Tiles

We love working closely with our clients to develop bespoke tiles that add a true uniqueness to a scheme. These tiles can be designed collaboratively and then produced using traditional press methods, or they can be handmade, making each tile a work of art.

Digital Services

It's clear that digital connectivity between suppliers and the design community will be more important than ever moving forward so we continue to add digital tools to give you access to as many of our resources from wherever you are working. Visit the Services section of our website for more details.

Video Design Consultations

If you aren't able to travel to one of our Design Studios then let us come to you! We can now video call you from your preferred Design Studio and show you around our many tile displays, answering any questions you may have.



5 Minute Sample Selector

A quick and simple tool that tells our team what kind of tiles you're looking for. They'll then pick the most suitable options from our many collections and send you samples for consideration.



Online Chat

One of our team is online from 9am-5pm Monday to Friday to assist with your queries. If they can't help directly then they'll direct your query to the best member of our team to help. Just click on the chat icon in the bottom right hand corner of our website.



360 Tours

If you'd rather browse our Design Studios in your own time then you can now virtually visit them through our 360 Google Tours. Take your time as you move around the Studios, take in our displays and the many beautiful tiles on offer.

Projects

Our wide range of products have been cleverly used in many different projects to create inspiring results. We've shown just three of our most recent here. Visit parkside.co.uk to see more.



Silk District, Whitechapel

Mount Anvil

Tiles used were developed specifically for this project to suit a brief of introducing a touch of Italian influence with a terrazzo effect option. The Mount Anvil team visited the factory to develop a bespoke design that met their expectations in terms of design but also had high slip resistance.



Juno Rooms, London

Harrison

Tiles used: Kaste01 (see page 22) and tiles specifically sourced for this project including a handmade bespoke ceramic tile in a geometric pattern of colour-matched green tones.

Photography by Leon Hargreaves.

Burger King, various locations

Brown Studio

Tiles used were specifically sourced for this project including options that fit in with the Burger King brand colours.

Photography by Adam Parker.



Getting the Look

There's more to consider than just your choice of tiles. Grout colours, trims, movement joints and stair nosing profiles all play their part in the finished look.

We partner with industry-leading brands like BAL and Ardex to offer a complete tiling solution including over 20 different grout options.

Foundry trims are just one of the collections of trims that we offer. An original collection of luxury brass trims, each one is individually handcrafted, treated and finished to create an authentically aged look.

Other trims include hammered metal effect, wood effect, marble effect and matt black options.



Request one of our Matrix sample boxes to see the coordinating grouts and trims.

Use as conventional tile trims to provide a flawless edge to any tiled area.



© Mark Cocksedge



Experiment by introducing trims into your design in creative ways such as within the grout joint as shown here.



Our Fauve collection (see page 196) was designed using the Design Lab.



Design Lab

Design your own tiles for your next project with our Design Lab in three easy steps:

Step 1

Choose your preferred size from 40 different options including chevrons and hexagons.

Step 2

Choose your colour from a palette of RAL and Pantone references.

Step 3

Choose from a matt, gloss or crackled finish.






Submit your design with some contact and project information and we'll get back to you with a quotation.

Visit www.parkside.co.uk/designlab to get started.

Outdoor

Vista20

With a variety of stone, wood and fossil effect finishes, these 20mm thick, vitrified porcelain slabs give you an elegant appeal without the usual maintenance. Extremely hard wearing, frost, mould and stain resistant, they have high slip resistance with a PTV rating of 36+.

				
Sandstone 600x600x20mm	Limestone 600x600x20mm	Grey Slate Matt 600x600x20mm	Black Slate Matt 600x600x20mm	Grey Slate Structured 450x900x20mm
				
Black Slate Structured 450x900x20mm	Wickliff Anthracite 600x600x20mm	Wickliff Cement 600x600x20mm	Elvert Sand 600x600x20mm	Elvert Argent 600x600x20mm
				
Fossil Grey 450x900x20mm 600x600x20mm	Fossil White 450x900x20mm 600x600x20mm	Sandstone Grey 600x600x20mm	Oak 450x900x20mm	Walnut 450x900x20mm



Vista20 is a collection of outdoor only tiles. Some collections have specific outdoor options allowing you to seamlessly combine your indoor space with the outdoors. Visit our website for more details or request a copy of our outdoor brochure.

Kaste01	Page 22	Fifield	Page 101
Wittlebury	Page 28	Hirst	Page 105
Dawson	Page 30	Holden	Page 106
Rava	Page 46	Reis	Page 113
Infinum	Page 69 and 251	Swerford	Page 114
Royan	Page 92	Wickliff	Page 119
Elvert	Page 99	Lusaka	Page 135





You can order samples within the UK for 24-72 hour delivery (depending on sample requested)

Please order online or contact
info@parkside.co.uk



REGAL

Versatile neutrals

Designed for exceptional performance in a subtle palette of neutral tones and different surface effects with perfectly matching trims, door bars and grouts. The matt and rock finishes have high slip-resistant properties.



	Polished	Matt	Rock	Etched	Linear Mosaic (Glass)	Cube Mosaic	
Colours							
Vanilla							Vanilla & Grey Polished
Grey							Vanilla & Grey Matt
Ash							Ash & Smoke Polished
Smoke							Ash & Smoke Matt

Porcelain

Sizes

285x296 linear mosaic
340x294 cube mosaic
400x800
600x300
600x600
800x800

Finishes

Matt (PTV 36+ option)
Polished
Rock / Structured (PTV 36+)

Grout	Trims and Movement Joints	Door Bar: Tile/Tile or Tile/Carpet





Kaste01

An exclusive collection, Kaste01 won Floor Tile of the Year at The Tile Association 2019 Awards, due to its versatile options including a shower tray tile, outdoor tile and step option.



Colours



Cement

Grit

Basalt

Porcelain

Finishes


Matt (PTV 36+)

Sizes

600x600

900x900

900x1350 shower tray



Kaste01 features in the Juno Rooms project by Harrison. This image shows the three colours waterjet cut into a geometric design.

© Leon Hargreaves


Lido

An exclusive collection, Lido offers six contemporary, muted tones and a multitude of different sizes and finishes.


Colours



White




Bone




Silver



Mud



Grey



Anthracite

Porcelain

Sizes

450x450	600x600
600x100	900x450
600x300	900x900

Finishes

Matt (PTV 36+)
Semi Polished
Soft (PTV 36+)
Structured (PTV 36+)



40%-49%

Lido features in the Radisson Blu, Stansted project by Trevillion Interiors. This image shows an arrow shape design achieved by waterjet cutting.



© Dave Parker

You can order samples within the UK for 24-72 hour delivery (depending on sample requested)

Please order online or contact info@parkside.co.uk



NEW

Over 50%

ENZ02: Beton One

Part of the exclusive ENZ02 collection, Beton One is a clean, contemporary interpretation of American industrial design, capturing the look and feel of poured concrete and returning its interpretation through four extraordinary colour options.

Porcelain

- Sizes**
- 300x600
 - 600x600
 - 600x1200
 - 1200x1200 (6mm slab)
 - 1200x2400 (6mm slab)

Finishes

Matt

Colours



Ash Chalk



Greige Plum



NEW

Wittlebury

Wittlebury is an extensive collection that recreates the earthiness of time-worn surfaces and reproduces the effects of peeling plaster.

Colours



Mud Pearl Sand White


Sizes

Porcelain (wall or floor)

- | | |
|---------|-----------|
| 300x600 | 750x750 |
| 375x750 | 750x1500 |
| 600x600 | 1200x1200 |

Finishes

Matt (PTV 36+)



Blue Pearl Petrol White Rose Sand



Blue 3D Pearl 3D Petrol 3D White 3D

Sizes

Ceramic (wall only)

- 500x1100
500x1100 3D

Finishes

Matt





40%-49%

You can order samples within the UK for 24-72 hour delivery (depending on sample requested)
Please order online or contact info@parkside.co.uk

Dawson

Dawson is an extensive collection that enriches the traditional concrete effect with intense shades. As well as various sizes in the standard colours, there's also mosaics with interesting colour combinations and 3D wall options.

Colours



White

White 3D (wall only)

Pearl

Pearl 3D (wall only)

Grey

Grey 3D (wall only)



Smoke

Tarmac

Sage (wall only)

Red (wall only)



Smoke Black

Tarmac Jade



Smoke Yellow

Tarmac Black

- Sizes**
- Porcelain (wall or floor)**
- 250x285 mosaic
 - 300x600
 - 450x900
 - 600x600
 - 750x750
 - 750x1500
 - 1200x1200
 - 1200x2400

Ceramic (wall only)

- 400x800

Finishes


- Matt (PTV 36+)

Ampelle

Achieve an industrial, poured concrete effect that embodies modern urban style with the exclusive Ampelle collection.

NEW

Colours



Grey

Porcelain

Sizes

400x800
800x800

Finishes

Matt




40%-49%

Boom

Boom brings personality to interior design with each bold colour designed to inject character and on-trend style.

Colours



Acciaio

Sabbia

Luca

Piombo

Calce

Porcelain

Sizes

600x600
750x750
750x1500

Finishes

Matt
Structured



CLIFTON

CONCRETE EFFECT

NEW


Clifton

Clifton offers an elegant look with various neutral shades available. The matt finish has high slip resistance making it versatile enough for the majority of spaces including commercial environments.

Colours



Anthracite Beige Black Cream



Dark Grey Light Grey Mink White

Porcelain	Sizes	Finishes
	300x600	Matt (PTV 36+)
	600x600	Polished

Derwent

A concrete effect porcelain tile available in a muted colour palette. The variation within each colour gives an industrial edge to any design.

Colours



Taupe Bone Grey

Porcelain	Sizes	Finishes
	600x300	Matt

DERWENT

You can order samples within the UK for 24-72 hour delivery (depending on sample requested)


Please order online or contact info@parkside.co.uk

CONCRETE EFFECT



Hopper

Designed for modern architecture, Hopper is a popular choice for those seeking a minimalist style.

 20%-29%

Colours



White



Grey



Black

Porcelain

Sizes

600x300
600x600
600x1200
1200x1200

Finishes

Matt
Semi Polished

You can order samples within the UK for 24-72 hour delivery (depending on sample requested)

Please contact info@parkside.co.uk

Hound

Hound is a collection of four muted earth colours, with each colour containing 40 different shaded tiles. Two marble effect options are also available, see page 68.

Colours




Ivory



Light Grey



Dark Grey



Olive

Porcelain

Sizes

75x590 chevron
75x600
195x195
300x300 mosaic
600x300
600x600

Finishes

Matt

 10%-19%



Kirigami

Influenced by the famous Japanese modernist architect Tadao Ando, Kirigami offers a matt concrete finish for a minimalist interior.

Colours



Chalk Grey Dark Grey Black

Porcelain

Sizes

- 600x300
- 600x600
- 600x1200
- 900x900
- 1200x1200

Finishes

Matt

20%-29%



Kirigami features in the Radisson Blu Stansted project by Trevillion Interiors.



Porcelain

Sizes

- 300x300
- mosaic
- 600x300
- 600x600

Finishes

Matt
(PTV 36+)


Kirn

Kirn’s neutral colour palette lends itself to any interior design scheme. Two styles of mosaic add an interesting design element.

Colours



Bianco Beige Grey Graphite



Mosaics are available in all four colours.

NEW

40%-49%

Larkham

Larkham is a collection of full bodied porcelain tiles, versatile enough to use both indoors and out. The neutral colours are timeless and ideal for creating a subtle backdrop for any style of design.

Colours



Cloud

Coal

Concrete

Porcelain

Finishes

Matt

Sizes

305x605

605x605



Maiora

Maiora is a collection of slimline porcelain slabs, making creative design possible and creating impact in any setting. Available in various colours, all exuding luxury and opulence. For the marble options, see page 73.

Colours



Bianco

Grigio
ChiaroGrigio
Scuro

Porcelain

Finishes

Matt

Sizes

1200x1200

1200x2400



You can order samples within the UK for 24-72 hour delivery (depending on sample requested)
Please contact info@parkside.co.uk



10%-19%

Mari

Mari has three different finishes, Wet, Work and Texture, each one offering its own take on a reworked concrete look.

Porcelain
Sizes
600x600
600x1200

Finishes
Structured
(PTV 36+)

Colours



Texture Black Texture Grey Texture White



Wet Black Wet Grey Wet White



Work Black Work Grey Work White



10%-19%

Endless combinations can be created thanks to the assortment of eight colour variations and choice of concrete effect, wood effect (see page 137) and brick shape (see page 222) options.

Porcelain

Sizes

300x300 décor and mosaic
300x600
300x600 mosaic
600x600
600x1200
800x1800
900x900
1200x1200


Finishes

Matt

Colours



Ivory White Sand Grey



Smoke Taupe Brown Black



Décor and mosaics are available in all eight colours.



10%-19%

Ottocento



Create a striking visual effect with Ottocento, available in a warm or cool mix of eight different décors and eight dusty, solid colours.

Porcelain



Sizes
200x200

Finishes
Matt



Colours





Ambra Terra





Odra Cadmio



Cobalto Talco



Pomice Basalto









Cool Mix Warm Mix






Rasp

Rasp was inspired by a thorough analysis on the aesthetics of cement. Three pattern décors enrich the collection with an elegant use of colour.

Colours



Cemento Hit Cemento Fango Hit Fango Lava Hit Lava



Mastice Hit Mastice Frame Décor Leaf Décor Octagon Décor

Size options vary depending on colour

Porcelain

Sizes
250x250
décor
375x750
750x750
750x1500

Finishes
Matt
Structured



10%-19%





10%-19%

Rava

Available in six neutral colours and four sizes, Rava is a collection of minimalist, concrete-effect tiles that have a fine-grained grit to give the impression of a slightly worn material.

Colours



White Beige Light Grey



Greige Blue Grey Dark Grey

Porcelain

Sizes

600x300
600x600
600x1200
1200x1200

Finishes

Matt



40%-49%

SistemN

SistemN is a versatile collection with neutral shades graded from white to black.

Colours



Pure White White Light Grey Pearl



Medium Grey Dark Grey Graphite Black

Size options vary depending on colour.

Porcelain

Sizes

600x100
600x150
600x300
600x600
600x1200
900x450
900x900

Finishes

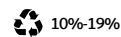
Matt

You can order samples within the UK for 24-72 hour delivery (depending on sample requested)

Please contact info@parkside.co.uk

Vale

Vale gives the effect of concrete poured on uneven floors and is available in five muted tones and two finishes.



Colours




White



Sand



Taupe



Grey



Black

Porcelain

Sizes

1000x1000

Finishes

Matt


Semi Polished

NEW

Yarsa

This collection is industrial and has impact with the latest technology mixing glossy and matt glazes together to achieve the scratched effect with a subtle sheen.

Colours



Basalt



Steel

Porcelain

Sizes

315x615

610x610

Finishes

Semi Polished












Marble Effect

NEW

Parlato

The Parlato collection combines the elegance of seven marbles translated into large format slabs with an irresistible contemporary appeal.

Colours


						
Altissimo	Calacatta Extra	Capraia	Golden White	Imperiale	Pulpis	Saint Laurent

Porcelain

- Sizes**
 1200x1200 (matt/gloss)
 1200x2400 (matt/gloss)
 1200x2780 (gloss/satin)
 1600x3200 (gloss/satin)

Finishes

- | | |
|-------|---|
| Gloss | Satin |
| Matt | (Altissimo, Golden White, Calacatta Extra and Saint Laurent only) |





NEW

Pulp

Pulp is a collection of rich, bold, coloured, marble effect tiles. The starting point is an Arabescato marble, realised in five different colours. Through these chromatic variations, the material becomes strong, dynamic and surreal.

Colours



Black



Blue



Gold



Green



Red


Porcelain

Sizes

75x600 (polished only)
75x1200 skirting
100x600
300x300 mosaic
600x1200

Finishes

Matt
Polished
Raw Structured (PTV 36+)






10%-19%


Calacatta

Calacatta has to be one of the most realistic marble effects, with luxurious gold and black options. The standard sizes are listed below with 6mm thick slabs also available in various larger sizes.


Colours



Calacatta



Black
Calacatta



Calacatta
Gold

Porcelain

Sizes

Calacatta and Black Calacatta

400x800
600x300
600x600
600x1200
800x800
800x1800

Calacatta Gold

600x600
600x1200
800x800
1200x1200
1200x2400

Finishes

Calacatta and Black Calacatta

Gloss
Soft

Calacatta Gold

Gloss
Matt

NEW

30%-39%

ENZ02: Marble One

Part of the exclusive ENZ02 collection, Marble One allows you to introduce the elegant touch of polished marble into your design, combining the timeless, classic look of marble with the technical advantages of porcelain.



Colours



Calacatta Gold Calacatta Dolomite Greek White Volakas

Porcelain

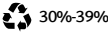
Sizes

- 300x600
- 600x600
- 600x1200
- 1200x1200 (6mm slab)
- 1200x2400 (6mm slab)

Finishes

- Gloss
- Matt

NEW



ENZ02: Marble Two

Part of the exclusive ENZ02 collection, Marble Two was created to capture a timeless and everlasting look in your residential or commercial space. The classic colour options mixed with a contemporary touch provide an aesthetically pleasing and design driven look.

Colours



Alaska Grey Amani Grey Marfil Travertino

Porcelain

Sizes

- 300x600
- 600x600
- 600x1200
- 1200x1200 (6mm slab)
- 1200x2400 (6mm slab)

Finishes

- Gloss
- Matt



Arabescato

Add drama to your design with Arabescato, a strong veined marble effect tile. Available in two finishes and a multitude of sizes and thicknesses including 6mm thick slabs available in various larger sizes.

Colours



Gloss /
Matt

Porcelain

Sizes

- 400x800
- 600x300
- 600x600
- 600x1200
- 800x800
- 800x1800

Finishes

- Gloss
- Matt

NEW


10%-19%

Blouche

Blouche offers a wide variety of marble designs, all exuding elegance that can embrace different interiors.




Colours




Arabescato



Augustus



Calacatta
Michaelangelo



Crema
Delicato




Crux Grey



Crux Taupe



Emperador




Grafite




Infinity



Marfil



Pietrasanta



Statuario

Porcelain

Sizes

- 300x600
- 600x600
- 750x750
- 750x1500

Finishes

- Gloss
- Soft*
- Structured** (PTV 36+)

*available in all colours apart from Emperador.

**available in Crux Grey and Infinity 750x1500 only.

Casano

Casano’s luxurious gold and grey veins run right through the base white giving a touch of class and sophistication to any scheme.

Colours



White

Porcelain

Sizes

600x1200
755x1510

Finishes

Matt
Polished

NEW

40%-49%




Delano

Sourced exclusively to be the best value, marble effect, porcelain tile in the UK, Delano is reminiscent of an Art Deco Miami hotel foyer. Add a sophisticated vibe to walls and floors in a choice of three sizes.

Colours



White
Calacatta



Black
Marquina

Porcelain

Sizes

600x300
600x600
600x1200

Finishes

Polished



40%-49%

Erness

Erness is an ultra high gloss tile collection replicating the look of marble. Available in three neutral colours, Erness is a large format tile that is perfect for creating seamless, open spaces.

Colours



White Argent Smoke

Porcelain

Sizes
900x900

Finishes
Polished
Matt (Argent and Smoke)

You can order samples within the UK for 24-72 hour delivery (depending on sample requested)
Please contact info@parkside.co.uk



NEW

Ferrara

Sophisticated and elegant, the 6mm thick slabs of Ferrara have soft and shimmering surfaces inspired by marbles from the Tuscan-Emilian Apennines.

Colours



White & Gold

Porcelain


Sizes
600x1200
1200x1200
1200x2400

Finishes
Matt
Polished

Hound

Hound is a collection of timeless elegance, with each colour containing 24 different shaded tiles. Four concrete effect options are also available, see page 37.

Colours



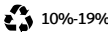
White Black

Porcelain

- Sizes**
75x590 chevron
75x600
195x195
300x300 mosaic
600x300
600x600

Finishes

Matt



Infinum

An innovative collection of porcelain tiles, available in both an indoor and outdoor option allowing a seamless transition. Infinum has a white, marble effect option as well as two terrazzo styles in neutral colours (see page 251).

Colours



Indoor White Outdoor White

Porcelain

- Sizes**
600x600

Finishes

Matt

Langara

Langara is inspired by black Marquina marble and has the ability to stand out in a broad spectrum of schemes, spreading its sophistication and class.

Colours



Deep Black

Porcelain

Sizes

- 1000x1000
- 1000x1800

Finishes

- Matt
- Polished

NEW

40%-49%



You can order samples within the UK for 24-72 hour delivery (depending on sample requested)
Please contact info@parkside.co.uk

Lapari

Lapari's marble effect offers a sleek design for a minimalist, modern look. A matt finish porcelain, Lapari gives you the stunning opulence of white marble with a contemporary feel.

Colours



White

Porcelain

Sizes

- 300x600
- 600x600

Finishes

- Matt

30%-39%





Lunigi

This luxurious porcelain tile collection incorporates black veins that elegantly run through the design. A timeless collection in matt and polished finishes adding a hint of sophistication to any design scheme.

Colours



White

Porcelain

Sizes
1000x1000
1000x1800

Finishes

Matt
Polished

NEW

40%-49%

Maiora

Maiora is a collection of slimline porcelain slabs, making creative design possible and creating impact in large commercial settings. Available in various colours, all exuding luxury and opulence. For the concrete options, see page 41.

Colours



Arabescato Gloss Calacatta Oro Gloss / Matt Emperador Gloss Grafite Gloss / Matt Statuario Gloss / Matt

Porcelain

Sizes
1200x1200
1200x2400

Finishes

Gloss
Matt



You can order samples within the UK for 24-72 hour delivery (depending on sample requested)
Please contact info@parkside.co.uk

Marfil

A beautiful ivory marble, the Marfil collection was designed for maximum elegance in a variety of sizes and finishes.

Colours



Marfil

Porcelain

Sizes

- 400x800
- 600x300
- 600x600
- 600x1200
- 800x800
- 800x1800

Finishes

- Gloss
- Soft



20%-29%

Marmo Mix

Marmo Mix consists of four options, each made up of a mix of different marble essences. The logic behind Marmo Mix is the varied combination of textures and shades.

Porcelain

Sizes

- 350x400 (hex)
- 90x400 (losange)
- 90x900

Finishes

- Matt

Colours



Grigio Dark Grigio Light



Mix Colour Sabbia

Only available in the mixes shown above.

NEW

40%-49%

MARBLE EFFECT

Pariana

This sophisticated marble effect collection stands out with its ultra-white background. This style can truly add an essence of elegance to any project.

Colours



White

Porcelain

Sizes

1000x1000
1000x1800

Finishes

Matt
Polished




MARBLE EFFECT



Raffles

A timeless marble collection with a contemporary twist. Create a truly striking floor for residential or commercial use in the standard sizes listed here and 6mm thick slabs also available in various larger sizes.

Colours



Raffles

Porcelain

Sizes

400x800
600x300
600x600
600x1200
800x800
800x1800

Finishes

Gloss
Matt

You can order samples within the UK for 24-72 hour delivery (depending on sample requested)

Please contact info@parkside.co.uk



10%-19%

Randolph

Hexagonal tiles in white, grey and black that can be combined or used individually, either way they will give elegance to any room.

Colours



White Grey Black

Porcelain

Sizes
210x182
(hex)

Finishes

Matt

Ruskin

Ruskin has strong appeal and a bold character, making it a sure way to bring a statement and drama into any commercial project.

3%-9%

Colours



Black & White

Porcelain

Sizes
600x1200

Finishes

Matt



Sanderson

Sanderson is a striking dark marble tile with bold veining that comes in the standard sizes listed here and 6mm thick slabs also available in various larger sizes.

Colours



Sanderson

Porcelain

Sizes

400x800	600x1200
600x300	800x800
600x600	800x1800

Finishes

- Gloss
- Matt



NEW

Statino

The green-blue hues of Amazonite shine through in this 6mm thick slab collection with a magical depth of colour that stimulates the senses.

Colours



Green

Porcelain

Sizes

600x1200
1200x1200
1200x2400

Finishes

- Matt
- Polished

Statuario

The purity of marble is captured in this collection, with a choice of soft and gloss finishes in two large 6mm thick slabs.

Colours



Statuario

Porcelain

Sizes

1200x1200

1200x2400

Finishes

Gloss

Soft

You can order samples within the UK for 24-72 hour delivery (depending on sample requested)

Please contact info@parkside.co.uk



10%-19%

Wemyss

Create a stunning, sleek surface with the Wemyss collection. A marble effect, polished porcelain with rectified edges, Wemyss exudes elegance.

Colours



White

Porcelain

Sizes

600x600

Finishes

Gloss

Stone Effect

NEW

10%-19%

These granite effect tiles are inspired by Angolan granite found in Southern Africa, featuring the intricate patterns on the surface that ice crystals form in natural stone.

Colours



Black



Grey



White

Porcelain

Sizes

- 50x800
- 100x200
- 300x300
- mosaic
- 400x800
- 600x1200
- 800x800


Finishes

Matt (400x800 also available in a PTV 36+ finish)





NEW

 Over 50%



ENZ02: Stone One

Part of the exclusive ENZ02 collection, Stone One takes its inspiration from the natural beauty of Scandinavian design. The collection is available in four beautiful colours, each a tribute to the elegant look of Norwegian slate that is a dominant part of the landscape.

Colours




Beige



Charcoal



Light Grey



White

Porcelain

Sizes

300x600

600x600

600x1200

Finishes

Matt




















NEW

Renata

Renata is a stone effect, extruded porcelain collection which comes in six colours and an abundance of matching geometric patterns.

Colours

					
Atlantic	Atlantic Lines	Atlantic Old	Atlantic Roads	Atlantic Tangram	Caviar
					
Caviar Lines	Caviar Pattern	Caviar Roads	Fossil	Moss Old	Moss
					
Rice Incline	Rice Motif	Rice	Sand Pattern	Sand	


Porcelain

Sizes

- 70x450
- 110x110
- 110x110 Incline, Lines, Motif and Old
- 110x225
- 180x205 Hex
- 225x225 Pattern, Roads and Tangram
- 225x450

Finishes

- Gloss



Royan

A collection inspired by the volcanic power of granite, Royan is available in two versions, fine-grained and rough-grained, both in matt and semi-polished finishes. Also available is the Cage décor with a regular pattern of vertical and horizontal lines interrupted by diagonal slashes.

Colours



White Sand Grey Taupe Dark



Fine Grain Rough Grain Cage 600x1200 Mosaic 300x300

Available in all colours shown above

Porcelain


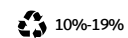
Sizes

300x300
600x300
600x1200
900x900

Finishes

Matt
Semi Polished

Finish options vary depending on size.





10%-19%

Randall

A stone effect collection comprising four warm shades, structured to emphasise the natural material's surface.

Porcelain

Sizes

75x150	600x600
75x300	600x1200
300x300	800x800
600x300	

Finishes

Matt

You can order samples within the UK for 24-72 hour delivery (depending on sample requested)
Please contact info@parkside.co.uk

Colours



Bianco Sabbia Grigio Moka



Tartan design is available in all four colours.



Intarsio design is available in three colour combinations – visit our website for full details.

Bathurst

Bathurst is a stylish, slate-effect, porcelain collection available in five natural shades and suitable for both wall and floor.

Colours



Ice Shell Iron Musk Black Mosaic Arrow Mosaic Square

Porcelain

Sizes

- 300x300 mosaic
- 370x410 mosaic
- 600x300
- 600x600
- 750x750
- 750x1500

Finishes

- Matt
- Structured

Mosaics are available in all five colours



10%-19%

NEW

10%-19%

Cloverton

Cloverton is a collection that offers three different shade variations that are warm and welcoming with a rustic feel. Please see our website for the shade variations.

Colours



Mix 01 Mix 02 Mix 03



Pure 01 Pure 02 Pure 03

Porcelain

Sizes

- 200x200 (Mix only)
- 300x600 (Pure only)
- 400x800
- 600x600
- 600x1200
- 800x800

Finishes

- Matt



Duggan

Duggan is inspired by the beautiful Ceppo stone found in Northern Italy, a firm favourite in the rebuilding of Milan in the 1950s.

Colours



Cream Grey Mud

Porcelain

Sizes

600x600
600x1200

Finishes

Matt



You can order samples within the UK for 24-72 hour delivery (depending on sample requested)
Please contact info@parkside.co.uk

Elvert

Elvert enriches traditional stone effects with four neutral shades.

Colours



Pearl Argent Sand Grey

Porcelain

Sizes

600x600
600x1200
1000x1000

Finishes

Matt



NEW

Fabre

Replicating the sophisticated look of Montpellier limestone, Fabre is a limestone effect porcelain collection that captures the colour depth in three earthy shades.

Colours



Coal Flint Sand

Porcelain

Sizes

600x900

Finishes

Matt



Fifield

Fifield is a classic limestone effect collection available in six colours to add elegance and a timeless style to your project.

10%-19%



Porcelain

Sizes

- 400x800
- 600x300
- 600x600
- 600x1200
- 800x800
- 800x1800

Finishes

Matt


Colours



White Pearl Almond Taupe Ash Coal

Hedgebury

NEW

 30%-39%

Hedgebury offers the style of natural stone without the level of maintenance usually required. Available as a single tile or a modular pack that allows you to get creative with laying options.

Colours



Beige



Grey

Porcelain

Sizes

672x447

Modular pack

1 x 672x447

2 x 447x447

1 x 222x447

2 x 222x222

Finishes

Matt (PTV 36+)


 40%-49%

Hemington

Hemington is a versatile, stone effect, porcelain tile collection that gives you the natural look of stone without the maintenance.

Colours



Cliff



Putty



Graphite

Porcelain

Sizes

300x300 mosaic

605x305

605x605

610x150 3D décor

Finishes

Matt

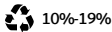
Mosaic
(300x300)3D décor
(610x150)

Mosaics and 3D décors are available in all 3 colours.

Hester

Hester is a beautiful collection of stone effect tiles, replicating natural volcanic stone with a Raku look glaze in six appealing shades.

Colours



Porcelain
Finishes
Matt

Sizes
75x300
196x342 hex
600x100
600x300
600x600



Linear and hex mosaics (pictured left) are available in all six colours.




You can order samples within the UK for 24-72 hour delivery (depending on sample requested)
Please contact info@parkside.co.uk

Hirst

Hirst's urban look is a hybrid of worn concrete and stone, available in four stylish colours.

Colours



Porcelain
Finishes
Matt

Sizes
600x600
600x1200
800x800
800x1800
1200x1200
1200x2400


Holden

A stone effect collection comprising two warm shades and one cool, beautifully structured to replicate the natural material.


Colours



White



Sand



Beige

Porcelain

Sizes

370x750

600x600

600x1200

Finishes

Matt



20%-29%


Lauder

Lauder is one of the latest ceramic travertines, designed to achieve continuous veining when tiled.


Colours



White



Silver



Ocean


Porcelain

Sizes

600x1200

Finishes

Matt




Le Pietre

NEW

20%-29%

Le Pietre has a choice of three warm tones and three cooler hues, accompanied by the Palladio décors. Each tile has colour variation to ensure a natural end result.

Colours



Porcelain
250x250
Matt




Lovat

NEW

30%-39%

Inspired by Cardoso stone, Lovat is a timeless classic with a strong architectural appeal thanks to its integrated veined pattern and neutral colours perfect for all types of projects.

Colours



Sizes
Porcelain
Wall or floor (Soft/structured finishes)
99x600* 600x600
148x170 rhombus* 600x1200
290x900* 750x1510*
300x600* 900x900
300x300 square/linear mosaic*
456x456* *Soft only



Sizes
Ceramic
Wall only (Matt finish)
300x300 square mosaic
320x900
320x900 décor
400x1200 (Silver/Sand only)
400x1200 décor (Silver/Sand only)

Finishes
Matt
Soft
Structured



Linear mosaic Square mosaic Wall décor
Mosaic and décor available in various colours.



NEW

Marsett

Taking inspiration from muted masonry hues and textures, Marsett has an optional linear décor tile to create a focal point in your design.

Colours



Grey Décor Grey Sand Décor Sand

Ceramic

Sizes
500x250

Finishes

Matt



McKay

Available in four neutral colours, McKay has a fine grain to imitate volcanic rock.

Colours



White Sand



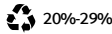
Grey Black

Porcelain

Sizes
397x397

Finishes

Matt



NONÈ

The idea driving NONÈ is the contemporary replication of traditional materials through the interplay of graphic and chromatic balance. Please see page 138 for the wood effect options and page 169 for the patterned options.

Porcelain

Finishes

Matt

Sizes


250x250

NEW


♻️ 20%-29%

Mixed boxes of the Pomice, Ambra and Carbone are available on special request.

Colours




Ambra
Graniglia



Ambra
Intonaco




Ambra
Pietra




Carbone
Graniglia




Carbone
Intonaco




Carbone
Pietra



Pomice
Graniglia



Pomice
Intonaco



Pomice
Pietra



Reis

An innovative collection of porcelain tiles, available in both an indoor and outdoor option allowing a seamless transition.

Colours



Vanilla



Light Grey



Grey



Putty



Black

Porcelain

Sizes

600x600

Finishes

Matt

(Outdoor tiles are PTV 36+)

Swerford

Bring warmth to your design with this antique limestone tile. With two muted colours that are equally at home in a traditional or urban interior, Swerford is characterised by its worn look.

Colours



Ivory Grey

Porcelain

Sizes
600x600
600x1200
800x800

Finishes


Matt
Semi Polished



Tutbury

Using the latest technology, Tutbury's undulating surface has the appearance of a delicately hammered surface with a subtle sparkle.

Colours



Mist Shadow

Porcelain

Sizes
600x600

Finishes

Matt






Ubari

Inspired by the ripple effect that water leaves impressed in sand, Ubari has a delicate, structured pattern that can be used to create a feature wall or as a border with the complimentary plain tile.

Colours



Ubari Ubari Wave

Porcelain

Sizes
600x300

Finishes
Matt

You can order samples within the UK for 24-72 hour delivery (depending on sample requested)
Please contact info@parkside.co.uk

Valle

Inspired by slate found in the Dalradian rocks on the Isle of Arran, Valle has a natural stone look achieved using the latest printing technology.

Colours



Ivory Grey Coal

Porcelain

Sizes
500x1000
750x750

Finishes
Matt



Welham

Welham is a simple yet effective collection of porcelain, stone effect tiles available in the two neutral shades of Antique White and Grey.

NEW

Colours



Antique White



Grey

Porcelain

Sizes

330x330

Finishes

Matt (PTV 36+)



Wickliff

Wickliff is a stylish, stone-effect, porcelain collection which is suitable for both wall and floor. The detailed texture really embraces the natural stone effect.

Colours



White



Beige



Cement



Anthracite

Porcelain

Sizes

300x600
600x600
750x750

Finishes

Matt
(PTV 36+)

The image features a complex wood parquet pattern. A central square is formed by a grid of wood planks. This central square is surrounded by a series of concentric, interlocking geometric shapes that create a star-like or woven effect. The pattern is composed of various shades of brown wood, with some areas appearing lighter and others darker, suggesting different wood species or finishes. The overall effect is a rich, textured background.

Wood Effect

NEW

Over 50%

ENZ02: Wood One

Part of the exclusive ENZ02 collection, Wood One bridges the gap between nature and modern technology, combining the smooth, cool look of natural wood grain with the durable versatility of porcelain tiles.

Colours



Brown Honey Mahogany Nut White

Porcelain
Finishes
Matt

Sizes
200x1200
300x1200



Aldridge

Aldridge offers an elegant and authentic textured wood effect surface, reflecting the intricate design inspired by the grandeur of the Palace of Versailles.

NEW

Colours



Cognac



Maple



Mocha

Porcelain

Sizes

600x600

Finishes

Matt (PTV 36+)



Porcelain

Sizes

150x900

300x257

mosaic


Finishes

Matt

Borgen

Natural timber effect tiles that capture the essence of a Danish lifestyle with their neutral hues. A durable alternative to real wood floors, these porcelain tiles make a fantastic floor feature or can transform any wall.

Colours



Ash



Oak



Walnut



Ash
Mosaic



Oak
Mosaic




Walnut
Mosaic

You can order samples within the UK for 24-72 hour delivery (depending on sample requested)

Please contact info@parkside.co.uk

Colours



Brown



Walnut



Almond



Grey



White

Porcelain

Sizes

150x1200

200x1200

200x1800

Finishes

Matt



10%-19%

Cherwell

Cherwell gives the appearance of a reclaimed wood in strong contrasting hues.

Cherwell Parquet

Elegant parquet flooring with a reclaimed wood effect in contrasting hues, reflecting the faded beauty of an old Chateau.

Colours



Brown



Walnut



Almond



Grey



White

Porcelain

Sizes

800x800

Finishes

Matt


10%-19%




Clermont

Clermont emulates the deep and varied textures within wood, adding a sense of sophistication. With a choice of four colours ranging from light to dark, the right tone can be picked for any project.

Colours



Black



Dark Grey



Light Grey



Pearl

Porcelain

Sizes

145x888

Finishes

Matt



Colours



Black



Grey



White

Porcelain

Sizes

70x600

185x420

rhombus

Finishes

Matt



You can order samples within the UK for 24-72 hour delivery (depending on sample requested)

Please contact info@parkside.co.uk

Dart

Create a rustic feel with these wood effect tiles in grey, black and white. Dart will give the impression of weathered wood after years of battling the elements.

Dornoch

These wooden floor tiles are reminiscent of old whiskey barrels and will bring warmth to any floor. Available in three beautiful tones of oak, brown and black.

Colours



Black



Brown



Oak

Porcelain

Sizes

75x450

Finishes

Matt


40%-49%




Etilage

The tiles of the Etilage collection feature a gentle relief texture that emulates sawn timber, lending added warmth to surfaces.

Colours



Brown



Honey



Maple



Taupe

Porcelain

Sizes

240x1510

Finishes

Matt (PTV 36+)

NEW

NEW

30%-39%



Fairhurst

A wood effect collection featuring an exquisite grained design, Fairhurst is available in seven colours on a spectrum of warm and cool shades, giving an option for any scheme.

Colours



Ash Honey Maple Smoke Taupe Walnut White



Chevron Stripes Tangram

Available in all colours.

Porcelain

Sizes
240x1510 plank
320x286 chevron
300x300 tangram
750x240 stripes

Finishes

Matt (PTV 36+)



30%-39%

Hartington

Our best value, wood-effect tile collection brings the outdoors in. Choose from a mellow grey or earthy brown.

Colours



Grey Oak

Ceramic

Sizes
570x190

Finishes

Matt
(PTV 36+)



10%-19%

Lachlan

Colours



Amande Miel Noisette Perle



Amande Parquet Miel Parquet Noisette Parquet Perle Parquet

A wood effect tile that crosses the boundary between urban and country styles. Lachlan is available in both parquet and plank formats.

Porcelain

Sizes
200x1200 plank
200x1800 plank
900x900 parquet

Finishes

Matt

You can order samples within the UK for 24-72 hour delivery (depending on sample requested)
Please contact info@parkside.co.uk



NEW

10%-19%

Lusaka

Cutting edge relief reader technology and the use of glossy and matt inks reproduces knots and veins with precision and extreme realism, making Lusaka one of the most realistic wood effect tile collections available.

Colours



Castagno Natural



Quercia Rovere

Porcelain

Sizes
200x1200 (grip/matt)
225x1800 (matt)

Finishes


Matt
Grip (PTV 36+)



Marka

The hues of Marka are perfect for introducing a softer wood style into your scheme, without the maintenance of real wood. Marka is named after the forested and hilly areas surrounding Oslo in Norway.

Colours



Oak

Walnut

Porcelain

Sizes

230x1200

Finishes

Matt

Monroe

Endless combinations can be created thanks to the assortment of eight colour variations and choice of wood effect, concrete effect (see page 43) and brick shape (see page 222) options.

Colours



Black

Brown



Smoke

Taupe



Grey

Sand



White

Ivory

Porcelain

Sizes


200x1200

200x1800

250x1800

Finishes

Matt



NEW

20%-29%

NONè

The idea driving NONè is the contemporary replication of traditional materials through the interplay of graphic and chromatic balance. Please see page 112 for the stone effect options and page 169 for the patterned options.

Colours



Ambra Legno Carbone Legno Pomice Legno



Legno Ambra Shade Legno Carbone Shade Legno Pomice Shade

Porcelain

Sizes
250x250

Finishes
Matt



Rigelo

The hues of this collection pay homage to the natural beauty of our forests with cool grey tones and warming hints of brown.

Colours



Brown Grey Oak Walnut

Porcelain

Sizes
150x900
230x1200

Finishes

Matt (PTV 36+)

NEW



Slice

Slice is characterised and inspired by the meeting of two different substances, wood and clay. The five neutral colours can be combined in various ways to create a bespoke look.



20%-29%

Slice Colours



Porcelain
Finishes
Matt

Sizes
100x600

Souldern


Souldern is a classic, limed oak, wood effect collection that is versatile enough for most designs.

10%-19%

Porcelain
Finishes
Structured
(PTV 36+)

Sizes
150x1200
200x1200

Colours



Tusen

Tusen is an innovative collection using specialist shimmer glazes to capture the natural beauty of the silver birch tree. The neutral colour palette is perfect for creating a calm, tranquil environment.

30%-39%

Colours



Alpine

Porcelain

Sizes

153x910

Finishes

Matt (PTV 36+)



NEW

20%-29%

Uonuon

This contemporary collection is inspired by pop art and specifically by Andy Warhol's production. 14 colours are available, applied both on a white and black colour base. Please see our website for the full collection.

Porcelain

Sizes

200x1200

Finishes

Matt



Black Positive



Arancio



Azzurro



Blu



Giallo



Grigio



Marrone

White Positive



Arancio



Azzurro



Giallo



Grigio



Marrone



Rosa



Rosso



Verde 1



Verde 2



Verde 3



Viola 1



Viola 2

Textile Effect

TEXTILE EFFECT

TEXTILE EFFECT







♻️ 20%-29%

Fyne Plain

Fyne Plain is ideal for achieving an on-trend textile look but with the practicality of a porcelain tile. Try combining it with Fyne Soft or Fyne Tartan shown on the following page.

Colours

				
Brown	Grey	Taupe	Sand	Light

Porcelain	Sizes	Finishes
	600x300	Structured (PTV 36+)
	600x600	
	900x900	

You can order samples within the UK for 24-72 hour delivery (depending on sample requested)
Please contact info@parkside.co.uk



♻️ 20%-29%

Fyne Soft

This subtle and subdued tartan was widely used in baronial estates, known for its hard-wearing qualities and warmth. We have produced its contemporary equivalent in a porcelain tile.

Colours




White Grey

Porcelain Finishes
Matt

Sizes
900x900

Colours



Tartan

Porcelain Finishes
Matt

Sizes
600x600
900x900

Fyne Tartan

Taking inspiration from the tartan mills of Scotland, Fyne Tartan will make a serious statement to any interior.

♻️ 20%-29%





20%-29%

Keeper

Keeper has the texture of soft woven linen underfoot or as a wallcovering. Available in five subtle hues.

Colours



Porcelain

Sizes

200x200
600x300

Finishes

Matt

You can order samples within the UK for 24-72 hour delivery (depending on sample requested)
Please contact info@parkside.co.uk

Nailsworth

Taking inspiration from a raw linen weave, Nailsworth is available in differing shades of grey and each box contains a mix of the 12 texture variations.

Colours



Grey Mix (12 variations, not available individually)



Porcelain

Sizes

90x300

Finishes

Matt
(PTV 36+)



Patterned



TOM PIGEON | ARRANGE

Traditional tile motifs have been pared back to simple geometric forms – taking a decorative tile and paring it back to a minimal 'dot' or simplifying a shield or crested tile back to an 'arc' or abstracted 'apex' design. This created a series of tiles which could be used in all kinds of ways.

In playing with this collection of tiles, Tom Pigeon have reinterpreted traditional vestibule wall patterns with repeating borders and panels of flat colour, and created more modern abstract options which feel more like fragments of colour and shape. You could also tessellate the same tile to create new motifs and repeat patterns.

The possibilities are endless.

They fell in love with the rich dark greens, soft mint, rose pinks, charcoal and powder blue of classic Victorian tiles and the endless combinations of original encaustic floor tiles. They knew that this was an opportunity to create a playful experience, one that is exciting for the user, allowing them to create something unique and personal.



TOM PIGEON | ARRANGE

Dot



Apex



Slant



Peak



Arc



Base



Colours

Half Base



Mustard



Mint




Blush



Stone



Bottle



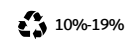
Sky



Coal



Cool Grey



ARRANGE is available exclusively at Parkside. For more information, request the dedicated brochure or visit www.parkside.co.uk/tompigeon where we've created an online tool for you to dream up any number of laying patterns to use in your next project.

Ceramic

Finishes

Matt

Sizes

75x150

150x150

NEW

40%-49%

Barneby Gates

We've collaborated with leading design duo Barneby Gates on an exclusive collection that brings eight of the pair's stunning wallpaper patterns to extra-large format porcelain tiles, creating the effect of wallpaper on a high-performance, commercial-ready tile.

Colours

			
Artichoke Thistle	Bolt from Mars	Crab	Deer Damask
			
Honey Bees	Pheasant	Pineapple	Watermelon

Porcelain	Sizes	Finishes
	1000x500	Matt
	2500x100	






NEW


Pack

Pack is characterised by solid colours and irregular decorations, inspired by the fragmentation of the polar ice floes. Each box contains 30 pieces with an approximate split of 70% solid colour and 30% irregular decorations.

Colours



Graphite Black



Grey Rust



Ice Green



White Black



White Cream



Porcelain

Sizes

150x150

Finishes

Matt



NEW

30%-39%

Knighton

Our Knighton collection is based on traditional tile designs from the Victorian era. With a twist of modern and traditional colour themes, you're able to transform any indoor and outdoor space with these beautifully versatile and durable porcelain tiles.

Porcelain

Sizes

- 214x217 Mosaic
- 380x380 Mosaic
- 285x285 Mosaic

Colour options vary depending on size.

Finishes

Matt (PTV 36+*)

*The two Terracotta options are not PTV 36+

Colours



Beckford
380x380



Darlington B&W
380x380



Darlington Blue
380x380



Diamond Border
285x93



Diamond Corner
93x93



Hinwick Blue
214x217 (2 sheets)



Hinwick Grey
214x217 (2 sheets)



Newbury Black
285x285



Newbury Terracotta
285x285



Newbury White
285x285



Osterley B&W
285x285 (2 sheets)



Osterley Terracotta
285x285 (2 sheets)



Triple Strip Border
285x93



Triple Strip Corner
93x93

Fusion

Fusion is characterised by a soft decoration inspired by the consistency of fabric. Like a ceramic carpet, each colour is made up of four designs. The delicate shades that make up the collection give Fusion a graceful and elegant style.

Colours



Blu India




Charcoal



Foglia



Porpora



Terra

Patterns (available in all colours)



Pattern 1



Pattern 2



Pattern 3



Pattern 4

Porcelain

Finishes

Matt

Sizes

300x600

You can order samples within the UK for 24-72 hour delivery (depending on sample requested)

Please contact info@parkside.co.uk



20%-29%



20%-29%



Tahiti

Tahiti is a collection with a strong and decisive character. The fashionable décor of stylized tropical leaves can be combined with the solid colour base tiles.

Colours



Base
Carruba



Base
Chicory



Base
Coleus



Base
Filodendro



Décor
Carruba



Décor
Chicory



Décor
Coleus



Décor
Filodendro

Porcelain

Sizes

600x600
(Base)
600x1200
(Décor)

Finishes

Mixed



Minton Hollins

Minton Hollins specialises in fine ceramic tiles which have been produced in the UK for over 150 years. Choose from highly-patterned features, delicate pictorials, rustic country engravings or displays of dramatic colour. With an array of choices available, this authentic collection brings you a beautiful collection of design solutions for any style setting.

The brand originated when the Minton family, who were heavily influenced by the Arts and Crafts movement and its pretty, rich-coloured, intricate flora and fauna patterns, began translating ornamental tableware designs inspired by William Morris and William De Morgan onto ceramic tiles - and in doing so established Britain's love of decorative tiling.

Exclusive to Parkside in the commercial sector, visit parkside.co.uk for full details.



10%-19%

NONÈ

NEW

20%-29%

The idea driving NONÈ is the contemporary replication of traditional materials through the interplay of graphic and chromatic balance. Please see page 112 for the stone effect options and page 138 for the wood effect options.



Colours

Ambra Elica	Ambra Losanga	Ambra Rettangolo	Ambra Triangolo

Carbone Elica	Carbone Losanga	Carbone Rettangolo	Carbone Triangolo

Pomice Elica	Pomice Losanga	Pomice Rettangolo	Pomice Triangolo

Porcelain

Finishes
Matt

Sizes
250x250



Morton



Morton is a porcelain tile collection available in classic greys and blacks as well as combinations of dark red, mustard, green and blue, with floral patterns that can be joined together to create continuous designs.

Colours



Arabis Bloom Blue Bloom Green Dahlia Daisy Blue Daisy Yellow Iris White Cross White Petal

Porcelain Sizes 223x223 Finishes Matt

You can order samples within the UK for 24-72 hour delivery (depending on sample requested)
Please contact info@parkside.co.uk



Oktra features in Charlie Luxton's self build home.

Porcelain

Sizes
150x150


Finishes
Matt

♻️ 40%-49%


Oktra

A collection with strong visual impact, Oktra is the evolution of multiple concepts, from the Bauhaus movement to the work of Pierre Chareau. The plain tiles can be combined with any of the five decorative pieces, creating a broad spectrum of alternatives.

Colours




Black




Blue



Pink




Grey




White



Bird



Drops



Triangles



Halves



T

Drops and Halves are available in Black, Blue, Pink and White, T is available in Blue, Pink and White. Bird and Triangles are as shown.






30%-39%

Blaker

Blaker is a beautiful porcelain collection made up of three statement patterns. The neutral colour palette lends itself well to most design schemes to create a beautiful, striking surface.

Colours

Shard

Maze


Link

Porcelain

Finishes
Matt (PTV 36+)

Sizes
250x250

You can order samples within the UK for 24-72 hour delivery (depending on sample requested)
Please contact info@parkside.co.uk



Over 50%

Bruar



The blue, green and grey colours from the falls of Bruar in Scotland are found in this glazed ceramic tile. Mix things up with this patterned tile or use the plain version on its own for a watery, glossy finish.

Ceramic

Finishes
Gloss



Sizes
75x300

Colours





Ivory

Grey

Teal

Blue

Patterns



Chic

Chic offers four geometric patterns in a matt, slip resistant finish. Pair with the complementary plain tiles in the Veinte collection (see page 264) or use on their own for an instant impression.

NEW

Colours



Chic 01 Chic 02 Chic 03 Chic 04

Porcelain

Sizes
200x200


Finishes

Matt (PTV 36+)

Dash

DASH is all about proportions and colour combinations. With its grid-like patterns, random ever-changing rectangular compositions can be created that combine different shades and different lengths. Each colourway has four different patterns and each box will include a random selection of the four patterns.

Colours



Blue Brown Green Grey Blush White

Porcelain

Sizes
200x200

Finishes

Matt





FIKA

PATTERNED

Fika

Fika is an eye-catching geometric pattern featuring muted soft blues and off white colours. A pre-scored 2mm grout line through the middle of the tile creates the effect of a smaller format tile.

Colours



Blue

Ceramic

Sizes
450x450

Finishes

Matt



NEW

10%-19%

Holbrooke


The highly versatile Holbrooke collection is available in seven colours and 18 patterns for creating surfaces and coverings with a welcoming mood but a contemporary graphic design look.



HOLBROOKE

PATTERNED

Colours



Porcelain

Sizes
100x100
200x200

Finishes

Matt

LE RIGGIOLE

You can order samples within the UK for 24-72 hour delivery (depending on sample requested)

Please contact info@parkside.co.uk

Le Riggiole

A contemporary re-visitation that refreshes, through a fresh and original language, the idea of a refined and classical décor.


Colours



Quadro Blu



Quadro Rosso



Tratto Bianco



Tratto Giallo

Porcelain

Sizes
600x600

Finishes
Matt



Ceramic

Sizes
125x125

Finishes
Matt

LOME

NEW



Over 50%

Lome

Drawing inspiration from traditional hand-painted terracotta tiles, the Lome tiles use the latest inkjet technology to replicate a handmade, hand decorated piece, with uneven edges and an aged appearance.

Colours



Argania



Bakula



Crochet



Plain



Zahra

Nordic

Nordic offers four statement patterns in complementary muted tones. Pair with the complementary plain tiles in the Veinte collection (see page 264) or use on their own for an instant impression.

NEW

Colours



Nordic 01 Nordic 02 Nordic 03 Nordic 04

Porcelain

Sizes

200x200

Finishes

Matt (PTV 36+)



You can order samples within the UK for 24-72 hour delivery (depending on sample requested)
Please contact info@parkside.co.uk



NEW

20%-29%

Rigato

A simple alternation of wide and narrow bands make up the Rigato collection, which aims to act as an initiator for new trends with an industrial character.

Porcelain

Sizes

200x200
600x1200

Finishes

Gloss/Matt mix

Colours



Amar and White Black Blue and Black




Green and Black Lime and White White

NEW

Orta

A collection of abstract colours and patterns on a super thin 3.5mm plate, each piece can be combined to make wall art or used individually to create a dramatic effect.

Colours



Porcelain (wall only)

Sizes
500x1000

Finishes
Matt




See page 86 for Solo collection

NEW

Orta Lux

Shapes, colours and emotions come to life with Orta Lux, a collection of botanical designs on a 6mm thin plate.

Colours



Porcelain (wall only)

Sizes
600x1200

Finishes
Gloss



See page 86 for Solo collection

NEW

30%-39%

Sancy

The versatility of this collection allows you to create multiple laying patterns, playing with pattern and colour to form something unique and coordinate with other tile collections for a seamless finish.

Ceramic
Finishes
Gloss
Matt
Sizes
256x149

Colours



*Matt only **Gloss only



NEW


30%-39%



Saxton

Designed to replicate the character of Spanish encaustic tiles, both colourways of Saxton have a matt, slip resistant finish and can be used both indoors and outdoors.

Colours



Porcelain
Finishes
Matt (PTV 36+)
Sizes
452x452



10%-19%

Scapa

Three gentle sea tones from the Orkneys, these tiles come in a plain or a patterned finish. There are five different patterns which will be mixed in a box.

Ceramic
Sizes
150x400

Colours



Blue Mist Seagrass



Pattern
Available in all three colours.

Finishes
Gloss

3%-9%

Shimla

Seven pre-scored patterned tiles that will create the impression of an encaustic floor often found in townhouses.

Sizes
450x450

Finishes
Matt

* PTV 36+

Colours
Ceramic



Berkeley* Thornbury



Brixton Henley*

Porcelain



Amberley Pink Gatzby*



Berkeley Graphite*





Victorian

Victorian offers four statement patterns with soft blue and yellow tones. Pair with the complementary plain tiles in the Veinte collection (see page 264) or use on their own for an instant impression.

Porcelain
Finishes
Matt (PTV 36+)

Sizes
200x200

Colours



NEW



Waterford

Available in a harmonious colour palette, the fan shaped Waterford is perfect for creating a statement feature in your project.



Colours



Ceramic / Porcelain
Finishes
Gloss

Sizes
127x62


XO

A visual interpretation of patterns presenting a combination of modern forms created by two contrasting colours. This collection has a matt base with the pattern in a gloss finish.

Porcelain
Sizes
200x200

Finishes
Gloss/Matt mix

Colours



You can order samples within the UK for 24-72 hour delivery (depending on sample requested)
Please contact info@parkside.co.uk


Zaro

Zaro combines monochrome style with metallic accents for an elegant look to any wall.

Porcelain
Sizes
200x200

Finishes
Matt

Colours





Brick Shape



NEW

3%-9%






Fauve

Designed using our Design Lab (see page 13), Fauve is an enchanting collection featuring a range of five joyful colours and a subtle crackle gloss finish.

Ceramic
Finishes
Gloss

Sizes
100x300

Colours

				
Dark Blue	Green	Light Blue	Pink	Yellow



LENTON

BRICK SHAPE

NEW

10%-19%



BRICK SHAPE

LENTON

Lenton

Variations in colour and patterning create interplays of light which add vibrancy to spaces. Lenton introduces a collection with a decidedly contemporary appeal and ultra-glossy, flawed surfaces in 11 shades.

Colours




Antique White Blue Bronze Forest Green Green Greige



Ink Blue Liquorice Musk Ochre White

Porcelain Finishes
Gloss
Sizes
60x240





NEW

Sedgwick







Six geometric and three-dimensional surfaces, designed to create architectural spaces using wall tiles that are brought to life by light and shadow.

Ceramic
Finishes
Matt
Sizes
50x200

Colours

			
Bianco	Notte	Salvia	Terra



					
Dune	Peak	Plain	Strip	Stud	Waves

Available in all four colours

NEW

Spectre

Spectre investigates the reactions of light on different glaze applications. The holographic finish is capable of drawing the light spectrum, a glossy surface that takes on different colours with the changing of light.

- Ceramic
- Sizes
- 50x250
- Finishes
- Matt
- Gloss
- Hologram

Colours

Milk Gloss
Milk Matt

Cream Gloss
Cream Matt

Rose Gloss
Rose Matt

Sky Gloss
Sky Matt

Sky Hologram Mix

Rose Hologram Mix

Milk Hologram Mix

Cream Hologram Mix



Tyne

Create a traditional brick and mortar aesthetic with these brick format tiles. Suitable for wall and floor, the Tyne collection is available in earthy, natural colours and bolder, blue hues, all with variations to give these tiles their realistic appearance.

















Porcelain
Sizes
250x60

Finishes
Matt (PTV 36+)

40%-49%



Colours

- | | | |
|---|---|--|
| 
White | 
Bianco | 
Grey |
| 
Sand | 
Mud | 
Multi |
| 
Red | | |
| 
Bracco | 
Bracco Shade | 
Bracco Tracks |
| 
Baltic | 
Baltic Shade | 
Baltic Tracks |
| 
Balene | 
Balene Shade | 
Balene Tracks |

BRICK SHAPE

BRICK SHAPE



NEW

Welford

Welford presents a spectrum of 44 colours; the mix of colours allows a variety of feelings to be conveyed with dark, muted tones through to cool and light hues.

Porcelain **Finishes**
Matt

- Sizes**
100x100
100x200
150x150
200x200

Size options vary depending on colour.

Colours

Amarelo M257	Amarelo M258	Amarelo M259	Anthracite M470	Azul M140	Azul M142	Azul M144	Azul M145
Azul M146	Azul M1149	Azul M1151	Azul M1152	Azul M1153	Bege M110	Bege M111	Bordeaux M171
Bordeaux M172	Camurca M450	Castanho Escuro M490	Castanho M131	Castanho M132	Castanho M133	Cinza M121	Cinza M122
Cinza M123	Cinza M124	Cinza M125	Laranja M500	Laranja M501	Neve M100	Pastel M180	Perola M190
Preto M200	Rosa M162	Rosa M165	Rosa M166	Rosa M167	Verde M150	Verde M151	Verde M152
Verde M156	Verde M157	Vermelho M300	Violeta M555				



NEW

Dalrae

The Dalrae collection interprets the traditional appearance of the brick, presented in 12 modern solid colours with an ultra glossy finish enriching the surface nuances.

Colours

					
Almond	Beige	Black	Bronze	Copper	Dark Grey

					
Grey	Light Blue	Light Grey	Musk	Taupe	White

Porcelain
Sizes
 250x60

Finishes
 Gloss




See page 49 for Jarsa collection



Adger

Adger brings a multitude of colours in a bevelled metro brick that can be laid in a variety of patterns with a contrasting grout for an on trend look.

Colours



Ceramic


Sizes
100x200

Finishes
Gloss

Blakes

Blakes has a delicate crackle in seven colours and a gloss finish that will help reflect light and show off the shade variation.

Colours



Ceramic

Sizes
100x200

Finishes
Gloss



Bruar

The blue, green and grey colours from the falls of Bruar in Scotland are found in this glazed ceramic tile. Mix things up with the patterned tile or use the plain version on its own for a watery, glossy finish.



Over 50%

Ceramic
Finishes
Gloss

Sizes
75x300

Colours

Ivory Grey

Teal Blue

Patterns



Burgh

Glossy brick tiles in soft colours, Burgh has a 1930s glamour that will also work well in a contemporary setting. The uneven edges and undulated surface give the tiles a handcrafted feel.

Colours

Black Cream Grey Pink Sage White


Ceramic
Finishes
Gloss

Sizes
50x250

You can order samples within the UK for 24-72 hour delivery (depending on sample requested)
Please contact info@parkside.co.uk

Carlow

A collection of monochrome brick shaped tiles, experiment with different laying patterns to find a look to suit you.



Colours


Black Matt


Black Gloss


Grey Matt


Grey Gloss


White Matt


White Gloss

Sizes

75x150
(ceramic wall)

115x230
(porcelain floor)

Finishes

Gloss
(wall or floor)


Matt
(floor)


You can order samples within the UK for 24-72 hour delivery (depending on sample requested)
Please contact info@parkside.co.uk


Cunard

Cunard features a subtle polished finish to create an enamel effect. The colours in this collection give a nautical feel of an ocean liner with blue, pale grey and white.

Colours


Blue


Grey


White

Porcelain

Finishes

Semi Polished

Sizes

70x280

10%-19%



NEW

Dowager

Add a touch of elegance and opulence with Dowager, an antiqued mirror effect collection. A bevelled edge is available in the 100x200mm option.

Colours



- Glass

Sizes

 - 100x200
 - 300x300
- Finishes

 - Gloss





NEW

Fenman

The Fenman collection leans toward the more traditional aesthetic with rustic edges, colour variation and undulated surfaces but features a modern twist with the 3D tile options.



Colours



- Ceramic

Sizes

 - 50x250
- Finishes

 - Gloss (all colours)
 - Matt (Calc only)

NEW


Gopsal

This extruded porcelain collection features a smoky effect which creates movement and dimension in eight colours.


Colours



Blue Carbon Dark Grey



Green Grey Ivory



Rose Terracotta

Porcelain **Finishes**
Matt

Sizes
72x295



You can order samples within the UK for 24-72 hour delivery (depending on sample requested)
Please contact info@parkside.co.uk



10%-19%

Halford

These brick tiles offer a large colour palette choice, from the cool and pale to the rich jewels.

Ceramic **Finishes**
Gloss

Sizes
97x297

Colours



Plum Blue Teal



Yellow Purple Cream



Green Grey Sky



Bone White



Kingham

Colours

Gris Claro	Blanco	White	Medium
Dark	Gris Medio	Gris Oscuro	Black
Pale	Rosa	Carmin	Moka
Taupe	Limon	Mostaza	Kiwi
Menta	Cielo	Laguna	Teal
Esmerelda	Azul	Ocean	Petrol

This collection includes a wide range of colours, from bold greens, blues, pinks and yellows to neutrals and darker shades. The finish is a luxury satin matt, perfect for introducing a touch of elegance to your project.

Ceramic Finishes
Matt

Sizes
75x150

3%-9%

NEW

10%-19%

Larniam

With contemporary colour choices and both matt and gloss finishes, Larniam allows you to experiment by mixing and matching colours and finishes or choosing your favourite colour but experimenting with laying patterns to create your perfect feature wall.

Colours

Bone	Dove	Midnight
Purple	Rose	White

Ceramic Finishes
Gloss
Matt
Sizes
100x300





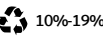
Porcelain

Sizes

60x250
Pure White only
125x250
Not available in Pure White

Finishes

Gloss



Monroe

Endless combinations can be created thanks to the assortment of colour variations and choice of brick shape, wood effect (see page 137) and concrete effect (see page 43) options.

Colours



NEW



Muro41

This collection features eight colours, from pure white and silver to olive green and the deep earthy red-brown cognac. The finish is a luxury matt, perfect for introducing a touch of elegance to your commercial project.

Porcelain

Sizes

55x225

Finishes

Gloss (Milk only)
Matt

Colours



Quarry

Available in a range of natural clay Staffordshire colours, Quarry offers similar performance to traditional quarry tiles, including excellent slip resistance and suitable for most flooring applications both inside and out, in commercial premises and in the home.

NEW



You can order samples within the UK for 24-72 hour delivery (depending on sample requested)
Please contact info@parkside.co.uk

Colours




Terracotta
Sizes
215x60
215x102

Finishes
Matt (PTV 36+)

3%-9%



Colours



Ceramic
Sizes
75x300

Finishes
Gloss



Winfield

Available in four neutral colours as well as the bolder teal, Winfield is a collection of ceramic wall tiles with a beautiful crackle glaze that adds an interesting detail to the finished look.

Metal Effect

NEW

20%-29%

Durno


Durno captures the effects of natural oxidizing and etching of sheet metal, with rustier matt areas and shinier metal parts, perfect for achieving a sophisticated, urban style. There are two distinct looks: the Black and Iron options have a more marked effect of corrosion by oxidation whereas the Copper and Silver options have an effect of corrosion by dripping.

Porcelain

Sizes

- 200x200
- 225x450 Linear Mosaic
- 270x325 Hex Mosaic
- 300x300 Square Mosaic
- 300x600
- 300x1200 décor
- 600x600
- 900x900
- 1200x1200

Colours



Mosaics available in all four colours.

Finishes

Matt



200x200 (45 patterns)



200x200 (45 patterns)





20%-29%

Ruggine

Porcelain

Sizes

- 72x600
- 300x300
- 600x600

Finishes

Matt

Ruggine investigates the aesthetic process of metal oxidation. Each of the four colours have multiple variations in order to get a versatile and non-repetitive pattern. Ruggine Industrial 600x600mm is available in two patterns, randomly boxed.

Colours




Bronzo



Nichel




Rame



Titanio



Industrial Cold



Industrial Warm


It's tricky to replicate metallic effects in print so please order a sample to see how realistic these tiles really are. Please order online or contact info@parkside.co.uk

Brunning

NEW

Brunning offers a snapshot of the oxidation process at its aesthetic peak. Three metal effects in matt and polished porcelain with an additional colour option in a ceramic wall tile.

Colours



Aluminium Corten Iron


Sizes

Porcelain

375x750
750x750
750x1500
1200x1200
1200x2780 (6mm slab)

Finishes

Matt
Semi Polished
Finish options vary depending on size.



Aluminium Corten Iron Verdigris

Sizes

Ceramic
500x1100

Finishes

Matt

Lunan

The industrial trend continues to grow, with metallic effects becoming more popular. Lunan taps into this trend with a semi polished finish and scratched effect.

Colours



Copper



Pewter

30%-39%

Porcelain


Sizes

600x600

Finishes

Semi Polished



 10%-19%

Patina

Colours



Cera

Crema

Cognac

Asfalto

Petrolio

Marsala

Sizes

600x300
600x600
750x750
750x1500
1200x1200

Finishes

Semi
Polished

NEW

Oxydion

Oxydion is designed to recreate the wear and tear of passing time on metal and the imperfections that become characterising motifs of the surface.


Colours




Corten



Dark



Green



Grey



Light Grey



White

Porcelain

Sizes

Matt only
200x1200
300x600
600x600

Matt/Semi
Polished
600x1200

Finishes

Matt
Semi Polished



The background of the entire page is a dense, granular texture representing a terrazzo effect. It consists of numerous small, irregular fragments of various colors including shades of brown, tan, grey, and white, all set against a dark, almost black, matrix.

Terrazzo Effect



Velluccia

Over the centuries, the Venetian terrazzo tile has brought prestige to villas and palazzos with extraordinary beauty in Italy’s Veneto region and around the world. The Velluccia collection reworks this noble tradition from a contemporary angle.

NEW

40%-49%

Porcelain

Sizes

- 200x200
- 300x600
- 600x600
- 600x1200

Finishes

- Matt (PTV 36+)
- Polished
- Structured (PTV 36+)

Colour and finish options vary depending on size.

Colours



Beige Blue Coral Earth Graphite Green Grey



Ivory Pink Silver White Yellow Zinc





Sarto

Sarto experiments with small fragments of material and colour with irregular geometry to find a design that sits between Venetian tiles and the Memphis style patterns of 1980s Milan.

NEW

3%-9%

Porcelain

Sizes


- 400x800
- 600x1200
- 800x800
- 1200x1200
- 1200x2400

Finishes

- Matt
- Polished

Colour options vary depending on size.

Colours



Basic 01



Basic 02




Neutral 00



Deco 01



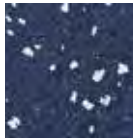
Deco 02



Deco 03



Deco 04



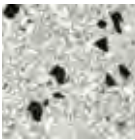
Deco 05



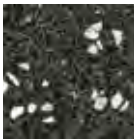
Deco 06



Deco 07



Deco 08



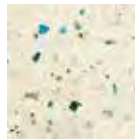
Deco 09




Deco 10



Deco 11



Deco 12



Macro 01



Macro 02



Micro 01



Micro 02

You can order samples within the UK for 24-72 hour delivery (depending on sample requested)
Please contact info@parkside.co.uk



10%-19%

Maslic

The Maslic collection comprises two concrete variants, Minimal and Tecnic, together with 3 Venetian Terrazzo versions, Classic, Rock and Pop, which differ in the size and shape of their constituent pieces.

Porcelain


Sizes
300x300 mosaic
300x600
600x600
600x1200
900x900

Finishes
Matt (Tecnic PTV 36+)

Classic




Blue Dark Grey Green




Grey Pink White

Minimal / Tecnic




Blue Dark Grey Green




Grey Pink White

Mosaic




Blue Dark Grey Green



Grey Pink White

Pop




Blue Dark Grey Green




Grey Pink White

Rock



Blue Dark Grey Green



Grey Pink White



You can order samples within the UK for 24-72 hour delivery (depending on sample requested)
Please contact info@parkside.co.uk

Blythe

Blythe offers a contemporary interpretation of the terraces of Venetian houses of the sixteenth century which were made from a marble alternative comprising marble and stone granules mixed together in concrete to form a unique compound.



Colours



Charcoal



Steel



Clay



Light Grey



White

Porcelain

Sizes

600x600

Finishes

Matt



10%-19%

Ravv

Ravv was born from the relation of materials with differently sized grains in four colours and two dimensional scales: micro and macro. Two different décors complete the collection.

Colours

Micro Ferro	Micro Gesso	Micro Pietra	Micro Sabbia
Macro Ferro	Macro Gesso	Macro Pietra	Macro Sabbia
Drops Ferro Cannella	Drops Gesso Nero	Drops Pietra Ottanio	Drops Sabbia Bianco
Mosaic Cold Macro	Mosaic Cold Micro	Mosaic Warm Macro	Mosaic Warm Micro

You can order samples within the UK for 24-72 hour delivery (depending on sample requested)
Please contact info@parkside.co.uk



Porcelain
Finishes
Matt

Sizes
186x750
300x300 mosaic
375x375
375x750
750x750



10%-19%



Leon d'Oro

Leon d'Oro is inspired by the original flooring in the Italian restaurant that shares the same name. The three luxurious colours are each complemented by a decorative piece crossed by golden lines inspired by ancient Euclidean geometrical shapes.

Colours



Tabacco



Fumo



Visone



Décor
Atelier
Tabacco



Décor
Atelier
Fumo



Décor
Atelier
Visone



Décor
Hypnose

Porcelain

Sizes

- 600x600 décor
- 600x1200
- 1200x1200
- 1200x2400

Finish options vary depending on size.

Finishes

- Gloss
- Matt

NEW

Durali

Durali brings a sense of luxury to any space, featuring on trend tones of grey and white. Its high slip resistance makes it ideal for commercial environments.

Colours



Grey



White and Black



White

Porcelain

Sizes

600x600

Finishes

Matt (PTV 36+)

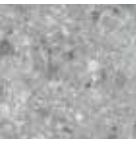


Infinum

An innovative collection of porcelain tiles, available in both an indoor and outdoor option allowing a seamless transition. Infinum has two terrazzo styles in neutral colours as well as a white, marble effect option (see page 69).

You can order samples within the UK for 24-72 hour delivery (depending on sample requested)
Please contact info@parkside.co.uk

Colours



Indoor Flint



Indoor Ice



Outdoor Flint



Outdoor Ice

Porcelain

Sizes

600x600

Finishes

Matt



Kenridge

Create an industrial look with Kenridge, a porcelain tile available in both matt and polished finishes. This tile contains a blend of rich brown tones and speckles throughout, adding warmth to a scheme.

NEW

30%-39%

Colours



Brown

Porcelain

Sizes

- 300x600
- 452x452
- 600x600


Finishes

- Matt (PTV 36+)
- Polished

Marlington

Marlington is the perfect choice for an on-trend terrazzo look, suitable for a whole variety of design schemes. The colour combination gives off a warm feel with the soft tones.

Colours



Multi

Porcelain

Sizes

- 452x452

Finishes

- Matt (PTV 36+)

NEW

40%-49%



Neutrals



NEW

Azlett

Azlett is a comprehensive collection of extruded, unglazed, full body porcelain tiles. A high quality product with a homogenous surface and body ensuring longevity in even the most demanding of environments.

Porcelain

Sizes

Perola and Cinza Claro only
12mm thickness in 300x300, 295x295, 200x200, 194x194 and 117x240

All colours

8mm thickness in 592x592, 392x392, 300x300, 295x592 and 295x295
7mm thickness in 200x200 and 194x194
6mm thickness in 300x300

You can order samples within the UK for 24-72 hour delivery (depending on sample requested)
Please contact info@parkside.co.uk



Colours



Aluminio

Bege



Black

Cinza Claro



Cinza Escuro


Perola



Preto


Finishes

Structured (PTV 36+)



All Black All White

A neutral collection that can be used independently or combined with other collections to add drama to a scheme.

 20%-29%

Colours



All White



All Black

Porcelain

Sizes

- 200x200
- 600x600
- 200x1200
- 600x1200

Finishes

Matt

NEW




Nami

Nami is a beautiful collection of ceramic wall tiles. The collection is made up of six subtle shades in a matt and gloss finish, designed to enhance any surface.

Ceramic
Sizes
300x600

Finishes
Gloss
Matt

Colours



NEW

10%-19%

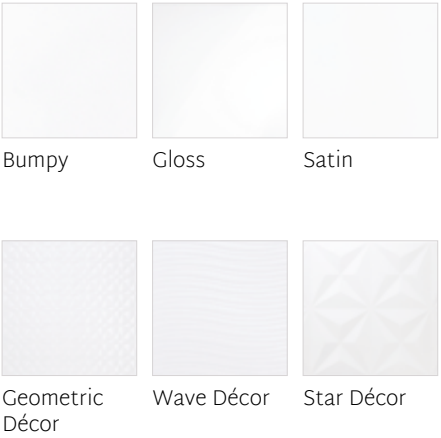
Regents

A versatile collection that lets you combine a variety of textures and finishes. Pair with eye catching colours or use them to create a textured feature wall.

Ceramic
Sizes
200x250 bumpy (gloss)
330x250 bumpy (gloss)
600x335 (gloss/satin)
600x335 geometric/wave décors (gloss)
600x335 star décor (satin)

Finishes
Gloss
Satin

Colours



NEW

Stour


Stour combines a subtle texture with a minimalist lined pattern and lightly lustred surface to create a stunning surface finish.


Colours


Cappuccino


Grey


Ivory


White


Mosaic

Porcelain

Sizes
300x500
322x318 mosaic

Finishes

Matt



You can order samples within the UK for 24-72 hour delivery (depending on sample requested)
Please contact info@parkside.co.uk


NEW

 3%-9%

Swer

Swer is a subtle, cream, ceramic wall tile that provides a neutral backdrop for any colour palette.

Colours


Cream

Ceramic

Sizes
140x140

Finishes

Gloss






Veinte

Veinte offers four neutral tiles with a matt, slip resistant finish. Pair with the patterned tiles in the Chic, Nordic or Victorian collections or use on their own for a subtle design.

Colours



Antracita Beige



Blanco Gris

Porcelain

Sizes

200x200

Finishes

Matt (PTV 36+)

VersaTec

NEW

30%-39%

VersaTec is a full bodied, unglazed porcelain tile collection with high slip resistant properties, making it perfect for use in commercial areas like wet rooms, swimming pools and changing rooms.


Colours



Black Diamond Black Matt



Grey Diamond Grey Matt



White Diamond White Matt

Porcelain

Sizes

147x147

Coving, skirting and corner pieces also available

Finishes

Matt (PTV 36+)

Structured/Diamond (PTV 36+)





Ceramic Wall

Ceramic wall options are also included in
Patterned (page 152), Brick Shape (page 194)
and Neutrals (page 254).



Matrix

Inspiring creativity, the Matrix collection offers an unprecedented portfolio of 23 tile colours, available in matt or gloss finishes, accompanied by matching grouts and trims. We wanted to create a range of colours that would allow the design community to curate co-ordinated looks or mix and match colours to create striking design statements.

NEW

Ceramic

Sizes












































98x198


































148x148


Finishes

Gloss

Matt

	Gloss	Matt	Grout	Trims – Box and Straight Edge profiles
Red				
Orange				
Mustard				
Green				
Blue				
Victoria Purple				
Heritage Blue				
Burnt Amber				
Blossom Pink				
Primrose Yellow				
Spring Mint				
Sky Blue				

	Gloss	Matt	Grout	Trims – Box and Straight Edge profiles
Wilderness Green				
Southbank Teal				
Black				
Deep Pewter				
Brooklyn Stone				
Steel				
Urban Grey				
Silver				
Bone				
Antique White				
Diamond White™				



NEW

Elmden

Elmden gives you complete freedom to create a unique design with the colour options covering a variety of moods from tranquil and comforting to vibrant and energetic.

Ceramic

Sizes

- 75x150
- 100x300
- 150x300
- 200x200

Finishes

- Gloss
- Matt

Size and finish options vary depending on colour.

Colours

000 Branco Brilhante	001 Branco Mate	030 Fundo Velho	050 Bege	060 Marfim	090 Cinzento	100 Cinzento	110 Antracite	120 Cinzento	140 Cinzento
150 Preto	170 Vermelho	180 Vermelho	190 Laranja	200 Fogo	210 Amarelo	220 Amarelo	240 Anis	250 Azeitona	260 Verde
270 Verde	280 Verde	290 Pistachio	300 Azul	310 Azul	320 Azul	330 Azul	340 Cobalto	350 Azul	360 Lavanda
370 Rosa	380 Rosa	390 Rosa	400 Salmão	420 Cereja	430 Púrpura	450 Chocolate	460 Beringela	470 Lilás	550 Bege
600 Cinzento	780 Azul	800 Verde	920 Mostarda	1050 Bege	1120 Cinzento	1140 Cinzento	1310 Cinzento Azulado	1330 Azul	1350 Azul
1450 Mocha	1740 Azul Tiffany	1750 Azul Esverdeado	1800 Verde Azulado	3400 Ruby	3500 Verde Folha	3600 Amarelo			



Esmaltes

Esmaltes is a small format terracotta collection, offering an abundance of design choices if you're looking to add a hint of colour into your scheme.

Terracotta

Sizes

50x100	75x150
50x200	100x100
50x300	100x200
75x75	

Finishes

- Gloss
- Matt (black/white only)

NEW

Colours



Amarillo

Anthracite

Azul Cielo

Azul Cobalto

Azul Turquesa



Black

Carmin

Chocolate

Crema

Grafito



Gris Cemento

Gris Claro

Lila

Maiz

Malva



Naranja

Pistacio

Rojo Coral

Rojo

Rosa Claro



Rosa

Vanilla

Verde Botella

Verde Claro

White



NEW

Tintagel

Inspired by natural, simplistic shapes and forms, Tintagel offers a stunning colour range in these small format ceramic wall tiles.

Colours



Coral Graphite Hematite



Lake Marine Snow



Bend Line
Available in all colours.

Ceramic
Sizes
150x170

Finishes
Gloss
Matt





Four new colours in 75x300
format launching soon
Email info@parkside.co.uk to be the
first to know when it's launched.

Sequel Vibe

Available in three strong colours, three sizes and featuring 98% recycled content, Sequel Vibe is the ideal collection for sustainability-conscious architects and designers looking to bring character to their schemes.

Colours



Greenwich
Green



Paddington
Pink



Shoreditch
Blue

Ceramic

Sizes

- 100x100
- 200x100
- 300x75

Finishes

- Gloss



98% recycled


Zellige

North African tradition meets industrial ceramics with a hand-crafted look.

NEW

10%-19%


Colours



Argilla Bosco Cammello Carbone



China Cielo Corallo Gesso




Lana Petrolio Salvia Turchese

Ceramic

Sizes
100x100

Finishes


Gloss



Lyrical

Lyrical is a striking wall tile collection inspired by traditional zellige tiles. Available in ten striking colours with each colour having various shades and a beautiful gloss finish.

Colours



Ceramic

Sizes
65x200
132x132

Finishes

Gloss



Quintana



This collection stands out for the colours that have been inspired by Moroccan settings with the handcrafted feel of its uneven surface and each of the colours having a 50 shade variety.


Ceramic

Sizes
65x200
100x100

Finishes

Gloss

Colours



You can order samples within the UK for 24-72 hour delivery (depending on sample requested)
Please contact info@parkside.co.uk

Mutina

Designers

Patricia Urquiola

Patricia Urquiola was born in Oviedo, Spain, but has lived and worked in Milan for over 20 years. After her graduation in 1989, she worked for Achille Castiglioni, collaborated with Vico Magistretti and was Head of Design at Lissoni Associati. She opened her own studio in 2001, working in product design, interior design and architecture. She realised retail and fitting projects for Gianvito Rossi, BMW, Flos, Missoni, Moroso, Officine Panerai, H&M, Santoni and Pitti Uomo Firenze and won numerous international prizes including: Medalla de Oro al Mérito en las Bellas Artes and the Order of Isabella the Catholic, awarded to her by King Juan Carlos I of Spain, ‘Designer of the Decade’ and ‘Designer of the Year’.



Tokujin Yoshioka

Tokujin Yoshioka was born in Japan, where he trained with Shiro Kuramata and Issey Miyake and opened his own studio in 2000. The success of his Honey-pop paper chair in 2001 brought him to develop designs for Driade, Moroso and Kartell among others. The signature feature of his creative approach is the dream-like quality of his work, which stems from attentive and sophisticated selection of simple materials combined with technological experimentation. His awards include Design Miami, Designer of the Year 2007, Wallpaper Design Awards 2008 and Elle Decoration International Design Award, Designer of the Year 2009. Among the several prizes for his Phenomenon collection designed for Mutina, in 2011 he received the Wallpaper Design Award and the Elle Decoration Design Award.



Laboratorio Avallone

The research carried out by Laboratorio Avallone reaches into the applied arts, drawing on the arts of painting and sculpture to create unique and very special objects of contemporary furnishing. A defining characteristic of these products, which has led to their international fame, is the inclination to use surfaces with very distinctive and deep textures, both engraved and embossed, highlighting the material itself. The epicentre of the design team is Gennaro Avallone, a master and experimenter, who for over twenty-five years has been continually exploring the limits and possibilities of surfaces with meticulous research that strives to create excellence.



Edward Barber and Jay Osgerby

Barber and Osgerby opened their London studio in 1996, having graduated from the Royal College of Art in London. Their multidisciplinary approach pushed the boundaries of industrial design, architecture and art. Their work includes collections for Knoll, Vitra, B & B Italia, Cappellini, Venini and Flos, limited edition pieces and commissions such as the London 2012 Olympic Torch and the £2 coin designed for the Royal Mint. The first extensive monograph on the pair was published by Rizzoli New York in 2011. They are both Royal Designers for Industry (RDI) and Honorary Doctors of Art. Their work is included in the permanent collections of museums around the world, such as the V&A and Design Museum in London, the Metropolitan Museum of Art in New York and Chicago’s Art Institute.



Ronan and Erwan Bouroullec

The collaboration between Ronan and Erwan Bouroullec is a permanent dialogue nourished by their distinct personalities. They design for many manufacturers, including Vitra, Kvadrat, Magis, Kartell, Established and Sons, Ligne Roset, Axor, Hay, Nanimarquina, Issey Miyake and Cappellini, and often embark on occasional architectural projects. They simultaneously continue their experimental activity at Galerie Kreo, Paris. Their work has been recognised with many awards including designers of the year at the Paris Salon du Meuble in 2002, the Finn-Juhl Prize, in Copenhagen in 2008, two “Best of the Best” Red Dot Design Awards and the Panerai London Design Medal in 2014. Several exhibitions have showcased their works and their creations are part of the permanent collections of several international museums.



Raw Edges

Both born in Tel Aviv, Yael Mer and Shay Alkalay moved from Jerusalem to London where they founded the Raw Edges Design Studio. Yael likes to fold slim layers of all sorts of material as if they were paper, creating curved volumes and functional forms, while Shay has a passionate interest in the way things move, function and interact. These two different approaches combine in the creation of original projects, characterised by a keen sensitivity towards the environment. In 2009 they received the Elle Decoration International Design Award for Stack by Established & Sons and the Designers of the Future Award in the furniture section at Design Miami/Basel. They work with a number of international brands and producers, such as Cappellini, Established & Sons, Moroso, Kvadrat, Stella McCartney, Arco, Golran, Moustache and Lema. Their work is part of the permanent collections in several international museums.

NEW

10%-19%

MUTINA

Celosia

Designed by Patricia Urquiola for Mutina, Celosia is a new take on the artisanal production process typical of terracotta with the aim of giving birth to imperfect and tactile elements that come from earth.

Colours



Terracotta

Sizes

205x265 (100mm thick)

Finishes

Matt





NEW

20%-29%



Chymia

An exclusive collection, Chymia by Mutina is the result of a collaboration with Laboratorio Avallone, a Milano-based studio led by Gennaro Avallone.

The collection consists of a series that fluctuates between the discipline of graphic design and the expressive gestures of mark-making as well as between the two extremes of black and white, in which symbols and textures are combined to create patterns of light and shadow on the surface.


Colours

Bloom Black	Bloom White	Cosmo Black	Cosmo White	Drops Black	Drops White	Flat Black
Flat White	Frost Black	Frost White	Impronta Black	Impronta White	Juta Black	Juta White
Ophelia Black	Ophelia White	Rigo Black	Rigo White	Tassello Black	Tassello White	

Teorema Black	Teorema White

Finishes	Sizes
Matt	300x300

A choice of four mixed packs are available – please see the Mutina brochure on our website for more details.





Phenomenon

Designed by Tokujin Yoshioka for Mutina, the Phenomenon collection combines small elements, inspired by textures from the natural world, to add depth to any wall.

Colours





Porcelain


Sizes
300x300 Honeycomb
250x300 Rain

Finishes
Matt





 20%-29%


Edge Coal



Edge Smoke



Edge Steel



Edge Olive




Edge Cerulean



Edge Mineral



Edge Stone

**Colours**


Coal



Steel



Slate



Smoke



Cerulean



Brick



Clay



Olive



Fragola



Ash



Stone



Mineral



Powder

Porcelain**Sizes**
250x250**Finishes**

Matt

Puzzle

Designed by Edward Barber and Jay Osgerby for Mutina, Puzzle is a mixture of block colours and multi-coloured graphic patterns.

“The Puzzle collection is a game with infinite outcomes. The simple geometric shapes become softer and more fluid as the puzzle grows, allowing patterns to ebb and flow. Objects emerge like maps, islands or clouds, with endless possible permutations, meaning that whenever Puzzle is used it will always be unique.”

Edward Barber & Jay Osgerby



Puzzle

You can order samples within the UK for 24-72 hour delivery (depending on sample requested)
Please contact info@parkside.co.uk



Aland




Faroe




Murano




Gotland




Creta



Milos



Anglesey



Skye



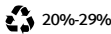


Rombini

Designed by Ronan and Erwan Bouroullec for Mutina, the Rombini collection is available in the symbolic Bouroullecs’ colours and is composed of three elements: Carré, Losange and Triangle. See our website for further details.

Colours

Carré Light Blue	Carré Light Green	Carré Light Grey	Carré Light Red	Carré Uni Blue	Carré Uni Green
Carré Uni Grey	Carré Uni Red	Carré Uni White	Losange Blue	Losange Green	Losange Grey
Losange Red	Losange White Blue	Losange White Green	Losange White Red	Losange White	Triangle Blue
Triangle Green	Triangle Grey	Triangle Red	Triangle White		



Porcelain

Sizes

- 275x257 Losange
- 315x35 Triangle Small
- 315x60 Triangle Large
- 400x400 Carré

Finishes

Matt



Tierras

Designed by Patricia Urquiola for Mutina, Tierras came about from the Mediterranean artisanal tradition and focuses on the concept of sedimentation, in order to create a collection where the elements seem to come from earth.

Colours



Blush

Brick

Rust

Sand



Blush Frame

Brick Frame

Rust Frame

Sand Frame



Blush Trio

Brick Trio

Rust Trio

Sand Trio



Triomix 1


Triomix 2

Triomix 3

Triomix 4

Triomix is three patterns sold as a set, the images show two of each pattern combined.

NEW



Porcelain

Sizes

200x300

200x300 Frame

300x1200

600x600

600x600 Half Square

1200x1200

1200x1200 Trio / Triomix

Linear 5 piece set:


120x240, 120x480, 120x720,

120x960, 120x1200

Finishes

Matt

MUTINA





Mews

Designed by Edward Barber and Jay Osgerby for Mutina, Mews was inspired by the landscape, history and personality of London and the huge variety of textures present in the infrastructure there: bricks, wooden floors and irregular geometric patterns. Each colour contains 15 different shades, adding depth and movement to the tiled surface.

Porcelain

Finishes
Matt

Sizes

- 55x196 chevron
- 55x394 chevron
- 55x450
- 110x110

You can order samples within the UK for 24-72 hour delivery (depending on sample requested)
Please contact info@parkside.co.uk

10%-19%

Colours




Chalk




Fog



Pigeon



Lead



Soot



Ink



Tex

20%-29%

Porcelain

Sizes

- 115x200 rhombus

Finishes
Matt

Colours



White



Cream



Blue



Grey



Yellow



Brown



Olive



Black

Designed by Raw Edges for Mutina, this rich, multi-coloured collection is inspired by the world of textiles with the shape of the tile being a simplified enlargement of the basic knit. The rhombus shapes can be arranged in three main patterns, each of which has a different impact. The collection has eight different colours, each of which contains a group of three shades.



Index

ADGER	210	ESMALTES	274	LYRICAL	282	RIGELO	139
ALDRIDGE	124	ETILAGE	131	MAIORA		ROMBINI	298
ALL BLACK ALL WHITE	258	FABRE	100	CONCRETE EFFECT	41	ROYAN	92
AMPELLE	32	FAIRHURST	132	MARBLE EFFECT	73	RUGGINE	230
ARABESCATO	62	FAUVE	196	MARFIL	74	RUSKIN	79
ARRANGE TOM PIGEON	154	FENMAN	217	MARI	42	SANCY	186
AZLETT	256	FERRARA	67	MARKA	136	SANDERSON	80
BARNEBY GATES	158	FIFIELD	101	MARLINGTON	253	SARTO	240
BATHURST	96	FIKA	178	MARMO MIX	75	SAXTON	187
BLACK CALACATTA	56	FOUNDRY TRIMS	12	MARSETT	110	SCAPA	188
BLAKER	174	FUSION	164	MASLIC	242	SEDGWICK	200
BLAKES	211	FYNE PLAIN	146	MATRIX	268	SEQUEL VIBE	278
BLOUCHE	63	FYNE SOFT	148	MCKAY	111	SHIMLA	189
BLYTHE	244	FYNE TARTAN	149	MEWS	302	SISTEMN	47
BOOM	33	GOPSAL	218	MINTON HOLLINS	168	SLICE	140
BORGEN	125	HALFORD	219	MONROE		SOLO	86
BRUAR		HARTINGTON	133	CONCRETE EFFECT	43	SOULDERN	141
PATTERNED	175	HEDGEBURY	102	WOOD EFFECT	137	SPECTRE	202
BRICK SHAPE	212	HEMINGTON	103	BRICK SHAPE	222	STATINO	81
BRUNNING	232	HESTER	104	MORTON	170	STATUARIO	82
BURGH	213	HIRST	105	MURO41	223	STOUR	262
CALACATTA	56	HOLBROOKE	179	NAILSWORTH	151	SWER	263
CALACATTA GOLD	56	HOLDEN	106	NAMI	260	SWERFORD	114
CARLOW	214	HOPPER	36	NONè		TAHITI	166
CASANO	64	HOUND		STONE EFFECT	112	TEX	303
CELOSIA	288	CONCRETE EFFECT	37	WOOD EFFECT	138	TIERRAS	300
CHERWELL	126	MARBLE EFFECT	68	PATTERNED	169	TINTAGEL	276
CHERWELL PARQUET	127	INFINUM		NORDIC	182	TUSEN	142
CHIC	176	MARBLE EFFECT	69	OKTRA	172	TUTBURY	115
CHYMIA	290	TERRAZZO EFFECT	251	ORTA	184	TYNE	204
CLERMONT	128	KASTE01	22	ORTA LUX	185	UBARI	116
CLIFTON	34	KEEPER	150	OTTOCENTO	44	UONUON	143
CLOVERTON	97	KENRIDGE	252	OXYDION	235	VALE	48
CUNARD	215	KINGHAM	220	PACK	160	VALLE	117
DALRAE	208	KIRIGAMI	38	PARIANA	76	VEINTE	264
DART	129	KIRN	39	PARLATO	52	VELLUCCIA	238
DASH	177	KNIGHTON	162	PATINA	234	VERSATEC	265
DAWSON	30	LACHLAN	134	PHENOMENON	292	VICTORIAN	190
DELANO	65	LANGARA	70	PULP	54	VISTA20	14
DERWENT	35	LAPARI	71	PUZZLE	294	WATERFORD	191
DORNOCH	130	LARKHAM	40	QUARRY	224	WELHAM	118
DOWAGER	216	LARNIAM	221	QUINTANA	283	WELFORD	206
DUGGAN	98	LAUDER	107	RAFFLES	77	WEMYSS	83
DURALI	250	LE PIETRE	108	RANDALL	94	WICKLIFF	119
DURNO	228	LE RIGGIOLE	180	RANDOLPH	78	WINFIELD	225
ELMDEN	272	LENTON	198	RASP	45	WITTLEBURY	28
ELVERT	99	LEON D'ORO	248	RAVA	46	XO	192
ENZ02		LIDO	24	RAVV	246	YARSA	49
CONCRETE EFFECT	26	LOME	181	REGAL	18	ZARO	193
MARBLE EFFECT	58-61	LOVAT	109	REGENTS	261	ZELLIGE	280
STONE EFFECT	88	LUNAN	233	REIS	113		
WOOD EFFECT	122	LUNIGI	72	RENATA	90		
ERNESS	66	LUSAKA	135	RIGATO	183		

The information contained in this brochure is believed to be accurate at the date of publication. However, we would advise checking with us before ordering as product specifications can change. The colours depicted are as representative as the printing process allows so we strongly recommend requesting a sample to check that you are satisfied with the colour and finish.

HEAD OFFICE + LEICESTER DESIGN STUDIO

Barnsdale Way, Grove Park,
Enderby, Leicester, LE19 1SN

General enquiries
T: 0116 276 2532
E: info@parkside.co.uk

Design Studio enquiries
T: 0116 289 2740
E: leicester@parkside.co.uk

CLERKENWELL DESIGN STUDIO


44 Sekforde Street,
London, EC1R 0HA
T: 0207 490 1523
E: clerkenwell@parkside.co.uk

CHELSEA DESIGN STUDIO

120 Fulham Road,
London, SW3 6HU
T: 0207 373 9900
E: chelsea@parkside.co.uk

COTSWOLDS DESIGN STUDIO

Heath Farm, Swerford,
Chipping Norton, OX7 4BN
T: 01608 683 161
E: cotswolds@parkside.co.uk

 @Parkside – Architectural Tiles

  @parksideuk

 @ParksideArchitecturalTiles

PARKSIDE
ARCHITECTURAL TILES

CONCRETE
EFFECT

MARBLE
EFFECT

STONE
EFFECT

WOOD
EFFECT

TEXTILE
EFFECT

PATTERNED

BRICK
SHAPE

METAL
EFFECT

TERRAZZO
EFFECT

NEUTRALS

CERAMIC
WALL

MUTINA

parkside.co.uk